

**AGREED RECORD OF CONCLUSIONS OF FISHERIES CONSULTATIONS
BETWEEN THE EUROPEAN UNION, THE FAROE ISLANDS AND NORWAY ON THE
MANAGEMENT OF MACKEREL IN THE NORTHEAST ATLANTIC FOR 2017**

CLONAKILTY, 19 OCTOBER 2016

1. Delegations from the European Union, the Faroe Islands, Norway, Iceland and Greenland met in Clonakilty on 18 and 19 October 2016 to consult on the management of mackerel for 2017. Regrettably a consensus could not be found, at this stage, allowing for the accession of other Parties to the Fisheries Arrangement between the European Union, the Faroe Islands and Norway on the management of mackerel in the North-East Atlantic from 2014-2018 (hereinafter referred to as the 2014 Mackerel Arrangement).
2. Subsequently, the Delegation from the European Union, headed by Mr Joost PAARDEKOOPEL, the Delegation from the Faroe Islands, headed by Mr Herluf SIGVALDSSON, and the Delegation from Norway, headed by Ms Ann Kristin WESTBERG, continued the consultations in Clonakilty on 19 October 2016 on the management of mackerel in the Northeast Atlantic for 2017.
3. The Delegations recalled the 2014 Mackerel Arrangement, signed in London on 12 March 2014.
4. The Heads of Delegation agreed to recommend to their respective authorities the arrangements for the management of mackerel for 2017, as set out in this Agreed Record.
5. This arrangement constitutes an *ad hoc* arrangement, it being without prejudice to future fisheries arrangements between the Parties.

Management

6. The Delegations noted the latest annual advice from ICES for mackerel in the Northeast Atlantic.
7. The Delegations recalled the commitment made by the Parties in March 2014 to establish a long-term management strategy. To this end, the Delegations recalled that they had agreed a long-term management strategy for mackerel in 2015. This strategy is attached as Annex 1. The Delegations agreed that it would be applied for the management of the mackerel stock in 2017.
8. Whilst this long-term management strategy had been submitted to ICES for its evaluation during 2016, the Delegations noted that, in view of the fact that ICES would be performing a benchmarking exercise for Northeast Atlantic mackerel in early 2017 (at the request of the Parties), a report on the results of which is due to be delivered in early 2017, further consultations on the long-term management strategy should be carried out in May 2017. These consultations will take place at the invitation of Norway and it was agreed that all Coastal States and fishing Parties should be invited. Consequently, the evaluation of the long-term management strategy by ICES would be deferred until after the results of the benchmarking exercise are delivered.



Quotas for 2017

9. On the basis of the long-term management strategy agreed by the Parties, the Delegations agreed to establish a total catch limitation of 1,020,996 tonnes for the mackerel fishery in 2017 in the North East-Atlantic.
10. In accordance with the relative shares as set out in article 7.4 in the 2014 Mackerel Arrangement, the Delegations agreed to the following arrangement on the quota shares for 2017:


	Tonnes
European Union:	503,245
Faroe Islands:	128,655
Norway:	229,821

11. In accordance with the 2014 Mackerel Arrangement, 15.6 % of the TAC referred to in paragraph 9 is set aside as a Coastal State and Fishing Party reserve.
12. The Delegations exchanged quota and catch information for 2014, 2015 (final) as well as preliminary information for 2016 (Annex 4). In accordance with paragraph 7.7 of the 2014 Mackerel Arrangement regarding fishing activities in third party waters, the Delegations exchanged information and noted that the Parties had all adhered to the provisions set out in the 2014 Mackerel Arrangement.

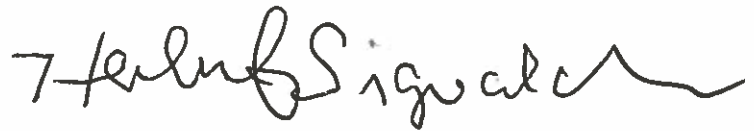
Control

13. The Delegations agreed to apply the measures concerning the weighing and inspection of pelagic landings (Annex 2) and new Terms of Reference for the Monitoring, Control and Surveillance (MCS) Working Group for 2017 (Annex 3). The EU Delegation noted that adoption of any measures at EU level could take up to two years.
14. With regard to the fact-finding missions, the EU Delegation confirmed that land-based missions in the European Union would take place in the United Kingdom in 2017.


Clonakilty, 19 October 2016



Joost PAARDEKOOOPER
For the European Union Delegation



Herluf SIGVALDSSON
For the Delegation of the Faroe Islands



Ann Kristin WESTBERG
For the Delegation of Norway

LONG-TERM MANAGEMENT STRATEGY FOR MACKEREL

1. Reference is made to the Agreed Record on a fisheries arrangement between European Union, the Faroe Islands and Norway on the management of mackerel in the North-East Atlantic from 2014 to 2018, signed in London on 12 March 2014.
2. The Parties agree to implement a long-term management strategy for the fisheries on the mackerel stock, which is consistent with the precautionary approach, aiming at ensuring harvest rates within safe biological limits.
3. For the purpose of this management strategy, in the following text, "TAC" means the TAC agreed by the Parties to the above mentioned Agreed Record from 2014.
4. As a priority, the long-term strategy shall ensure with high probability that the size of the stock is maintained above B_{lim} .
5. In the case that the spawning stock biomass (SSB) is forecast to be above or equal to 3.0 million tonnes at spawning time in the year for which the TAC is to be set, the TAC shall be fixed at a fishing mortality equal to 0.24.
6. When setting the TAC for 2016, and where the rules in paragraph 5 would lead to a TAC, which is more than 15% greater than or more than 15% less than the TAC of 2015, the Parties shall fix a TAC that is 15% greater or 15% less, respectively, than the TAC of 2015.

When setting the TAC for 2017 and succeeding years, and where the rules in paragraph 5 would lead to a TAC, which is more than 20% greater than or more than 20% less than the TAC of the preceding year, the Parties shall fix a TAC that is 20% greater or 20% less, respectively, than the TAC of the preceding year.

7. In the case that the SSB is forecast to be less than 3.0 million tonnes at spawning time in the year for which the TAC is to be set, the TAC shall be fixed that is consistent with a fishing mortality that is given by:

$$\text{Target } F \leq 0.24 * \text{SSB}/3.0\text{Mt}$$

8. Each Party may transfer to the following year unutilised quantities of up to 10% of the quota allocated to it. The quantity transferred shall be in addition to the quota allocated to the Party concerned in the following year. This quantity cannot be transferred further to the quotas for subsequent years.
9. Each Party may authorise fishing of up to 10% beyond the quota allocated. All quantities fished beyond the allocated quota for one year shall be deducted from the Party's quota allocated for the following year.





10. The inter-annual quota flexibility scheme in paragraph 8 should be suspended in the year following the TAC year, if the SSB is forecast to be less than 3.0 million tonnes at spawning time in the TAC year. This derogates from the provisions contained in point 8 of the 2014 Mackerel Arrangement.
11. This long-term management strategy shall be applied in fixing the 2016 TAC level and thereafter. It shall be submitted to ICES for its evaluation during 2016.
12. The Parties shall review and, if deemed necessary, revise this long-term management strategy in 2017 on the basis of, *inter alia*, the ICES benchmark report.



MEASURES TO BE APPLIED CONCERNING THE WEIGHING AND INSPECTION OF PELAGIC LANDINGS

The Delegations agreed that the following measures shall be applied to the weighing and inspection of landings exceeding 10 tonnes of mackerel, herring, blue whiting and horse mackerel:

1. All quantities of fresh herring, mackerel, blue whiting and horse mackerel landed must be weighed before sorting and processing. When determining the weight, any deduction for water shall not exceed 2% for landings for human consumption and 0% for landings for industrial purposes.
2. For fish landed frozen the weight shall be determined by weighing all the boxes minus the tare weight (cardboard and plastic) or by multiplying the total number of boxes landed by the average weight of the boxes minus tare weight landed in the same shipment calculated in accordance with an agreed sampling methodology.
3. Landings shall take place in designated ports. Masters of fishing vessels shall submit prior notice of landing including notification of catch on board and submit the estimated catch information to the competent authorities before commencing the discharge of catch.
4. The processor or buyer of the fish shall submit sales information for the payment of the quantities landed to the competent authorities. In cases where fish is placed in storage for a period of time after landings before being sold, information on the catch (weighing note/landing declaration, etc.) should be submitted to the competent authorities.
5. A minimum of 5% of landings and 7.5% of the quantities landed for each species should be subject to a full inspection. This should be based on a risk assessment. A full inspection shall also include cross checks of prior notifications and information submitted to competent authorities of estimated catch, weighing and sales information.

In the case of vessels pumping catch ashore the weighing of the entire discharge from the vessels selected for inspection shall be monitored and a cross-check undertaken between the quantities by species recorded in the landing declaration or sales note and the record of weighing held by the buyer or processor of the fish.

In the case of freezer trawlers, the counting of boxes shall be monitored. The sample weighing of boxes/pallets carried out in order to determine the tare weight shall also be monitored.

It shall be verified that the vessel is empty, once the discharge has been completed.

6. In each case where the checks reveal a significant discrepancy it shall be followed up as an infringement.



**TERMS OF REFERENCE FOR
A MONITORING, CONTROL AND SURVEILLANCE (MCS)
WORKING GROUP FOR 2017**

The Monitoring, Control and Surveillance (MCS) Working Group should meet before 1 April 2017 under the Terms of Reference described below:

The Working Group should submit its report to the Parties well in advance of the Coastal State consultations for 2017. Representatives of the Parties should meet no later than 31 January 2017 to plan the activity of the Working Group during 2017.

The objective of the Working Group should be to establish best practice in monitoring, control and surveillance both at sea and on land, with the goal of securing a level playing field for fisheries on pelagic stocks such as mackerel, Norwegian spring-spawning (Atlanto-Scandian) herring, blue whiting and horse mackerel.

The Working Group should be composed of operative MCS experts.

The MCS Working Group should:

- 1) Continue to conduct fact finding missions concerning;
 - a. Sea-going missions focusing on slipping, discards and high grading, by-catch issues and other relevant issues in the context of MCS; and
 - b. Missions on land focusing on weighing and inspections, by-catch issues and other relevant issues in the context of MCS;
- 2) Compare and consider findings in fact-finding missions reports with a view to propose harmonised practices and regulations between the Parties;
- 3) Follow up on the report from the Working Group in 2016 regarding proposals highlighted in point 5 of the MCS Working Group Report for 2016 regarding the manipulation of weighing systems;
- 4) Reflect water deduction in pelagic landings, especially in relation to tare used;
- 5) Review and identify possible differences in current practices by individual Parties in relation to risk assessment strategies and identify possible differences between the Parties;
- 6) Identify any common trends in non-compliance in the pelagic industry and elaborate on various methods to ensure detection of such infringements and on how this non-compliance could be mitigated;
- 7) Continue to explore the effects of the 3 systems identified for draining liquid in landings for industrial purposes; and
- 8) Review Annex IV of the Agreed Record of March 2014 regarding measures agreed on slipping, discards and high-grading in pelagic species; and propose measures on both technical and legal issues as appropriate.

If there are any other relevant issues, which the Working Group believes would result in a more efficient Monitoring, Control and Surveillance of pelagic fisheries, the Working Group could explore these as appropriate.





Reporting of quotas and catches of mackerel in the North-East Atlantic - 2014 to 2016 - final

Party	QUOTAS (tonnes)					CATCHES (tonnes)							Balance to 2015	
	Quota established	Balance 2013	Quota exchange	Quotas after transfers and flexibility	NEAFC Regulatory Area	European Union Zone	Faroese Fishing Zone	Greenland fishing zone	Islandic Exclusive Economic Zone	Norwegian Economic Zone	Fishery Zone around Jan Mayen	Fishery Protection Zone around Svalbard		Russian Economic Zone
European Union	611,205	33,629	247	645,081	9,169	593,668	64,906		1,026					595,484
Faroe Islands	156,240	5,694	-15,300	148,634	3,146	46,848	71		152,054					152,054
Iceland	187,828	-7,580	1,300	181,548	13,185	75,924	315		188,221	11	10			189,047
Norway	275,115	-17,287	-247	261,601	29,682	706,438	95,382	0	190,047	11	10			277,734
Total EU	1,214,388	14,666	-14,000	1,214,832	29,682	1,064,438	95,382	0	190,047	11	10			1,168,324
Russian Federation	102,211			102,211										0
Greenland	106,800			106,800										78,670
Total all Parties	1,816,587	14,466	-14,000	1,814,852	29,682	1,064,438	95,382	0	190,047	11	10			1,248,194

Party	QUOTAS (tonnes)					CATCHES (tonnes)							Balance to 2016	
	Quota established	Balance 2014	Quota exchange	Quotas after transfers and flexibility	NEAFC Regulatory Area	European Union Zone	Faroese Fishing Zone	Greenland fishing zone	Islandic Exclusive Economic Zone	Norwegian Economic Zone	Fishery Zone around Jan Mayen	Fishery Protection Zone around Svalbard		Russian Economic Zone
European Union	519,572	59,567	312	579,411	5,036	437,551	1,283		16,101					454,815
Faroe Islands	132,814	-2,287	-20,940	107,597	1,449	33,149	71,165		148,280					109,370
Iceland	172,064	8,181	1,300	180,425	19,507	160,425	1,449		222,564					168,336
Norway	237,250	-18,133	4,868	225,985	24,543	19,438	5		238,663	0	0			242,007
Total EU	1,062,690	45,328	-16,500	1,095,518	24,543	490,138	74,002	0	148,280	238,663	0	0	0	974,628
Russian Federation	114,113			114,113										0
Greenland	65,000			65,000										30,376
Total all Parties	1,281,853	45,328	-14,500	1,278,308	24,543	490,138	74,002	0	148,280	238,663	0	0	0	1,006,007

Party	QUOTAS (tonnes)					CATCHES (tonnes)							Balance to 2017	
	Quota established	Balance 2015	Quota exchange	Quotas after transfers and flexibility	NEAFC Regulatory Area	European Union Zone	Faroese Fishing Zone	Greenland fishing zone	Islandic Exclusive Economic Zone	Norwegian Economic Zone	Fishery Zone around Jan Mayen	Fishery Protection Zone around Svalbard		Russian Economic Zone
European Union	441,566	51,991	338	493,875	1,045	217,112	50,088		243					217,355
Faroe Islands	112,652	-1,783	-20,169	90,700	6,579	15,593	1,433		151,954					64,726
Iceland	147,824	11,069	1,300	160,213	8,579	1,128	1,433		194,374					181,868
Norway	201,663	-18,062	4,031	189,632	9,624	233,833	51,921	0	191,954	194,817	0	0	0	185,502
Total EU	803,683	43,185	-14,500	834,648	9,624	233,833	51,921	0	191,954	194,817	0	0	0	641,548
Russian Federation	106,467			106,467										0
Greenland	65,000			65,000										35,654
Total all Parties	1,095,432	43,185	-14,500	1,079,860	9,624	233,833	51,921	0	191,954	194,817	0	0	0	677,204

Guideline for the spreadsheet	Quota allocated to the Party
Coastal state share/fishery	
Balance	Undefined/fishing beyond the quota from last year. Includes
Quota exchange	unused capacity related to transfers between countries
Quotas after transfers and flexibility	Transfer between countries
	New quota