



REPUBLIC OF MALAWI

Ministry of Health

TRAVEL GUIDE

The Ministry of Health, in collaboration with the African Union and Africa CDC, with technical support from PanaBIOS Consortium, are implementing an online system to authenticate and verify travelers' COVID-19 certificates, in line with the Africa CDC's Trusted Travel (TT) framework, to promote hassle-free travel across Africa while, at the same time, preventing cross-border spread of COVID-19 infection.

Travelers must endeavor to check the test requirements of transit and destination countries on xchange.panabios.org or www.africacdc.org/trusted-travel to ensure that their tests remain valid for the duration of their full trip.

Part One

Traveler's Manual for Exiting Malawi

1



Traveler visits trustedtravel.panabios.org to create a TrustedTravel Account with their:

- First Name
- Last Name
- Email Address
- Phone Number
- Password

2



Traveler logs in with the details used in the account creation via trustedtravel.panabios.org

- Username as the email address
- Password as the password chosen

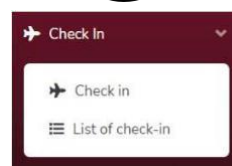
3



Once your login is successful, you will be sent to the Traveler dashboard with the following menu to your left:

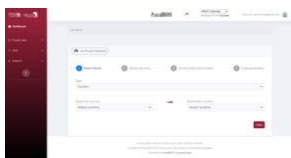
- Trusted Labs
- Tests
- Check In

4



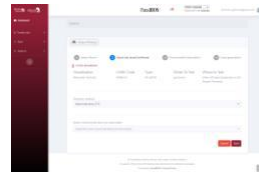
Select **Check in** under Check In to begin TC generation process

5



Select the departure and destination countries and click next to proceed

6



- Under selection method pick **select lab tests (TT)**
- Proceed to a **Select matching lab test you have taken** from the dropdown
- Click save to continue

7



Provide travel details (airline name, seat, flight, and passport number) as requested in the form and click on save to proceed to generate a TC

8



A TT code is generated for traveler. The Traveler can copy the TC just above the 2D barcode or Download the code and present on travel when requested

Part Two

Using Global Haven Test Results Uploader Guide for Inbound Travelers to Malawi

1



Traveler visits trustedtravel.panabios.org to create a Trusted Travel Account with their:

- First Name
- Last Name
- Email Address
- Phone Number
- Password

2



Traveler logs in with the details used in the account creation via trustedtravel.panabios.org

- Username as the email address
- Password as the password chosen

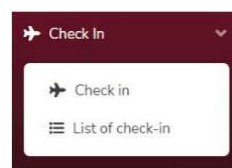
3



Once your login is successful, you will be sent to the Traveler dashboard with the following menu to your left:

- Trusted Labs
- Tests
- Check In

4



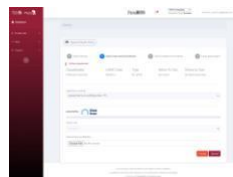
Select **Check in** under Check In to begin TC generation process

5



Select the departure and destination countries and click next to proceed

6



Under selection method:

- select **upload lab test certificate (No TT)**
- select lab which test was taken
- Proceed to upload test results and click upload to proceed

7



Provide travel details (airline name, seat, flight and passport number) as requested in the form and click on save to proceed to generate a TC

8



A TT code is generated for traveler. The Traveler can copy the TC just above the 2D barcode or Download the code and present on travel when requested

Note that you may be blacklisted from travel to participating countries if you upload fake certificates and the system flags them.