



COUNTRY FACTSHEET: NORWAY 2017

EUROPEAN MIGRATION NETWORK

1. Introduction

This EMN Country Factsheet provides a factual overview of the main policy developments in migration and international protection in Norway during 2017, including latest statistics.

2. Legal Migration and Mobility

2.1. PROMOTING LEGAL MIGRATION CHANNELS

No relevant changes were reported in 2017.

2.2. ECONOMIC MIGRATION

In February 2017, the Government presented a revised strategy for combating work-related crime in different areas of working life, targeting also foreign workers. The revised strategy includes 25 measures within the following thematic areas: co-operation with social partners in the labour market and government; control and follow-up; procurement; knowledge; information; international cooperation; and improved identity security and identity management.

2.3. FAMILY REUNIFICATION

As of July 2017, applications for family reunification may be rejected in cases where the sponsor has been granted protection in Norway but not a permanent residence permit, and where the family holds closer ties with another safe third-country, and from August 2017,¹ the income requirement that the sponsor needs to prove in cases of family reunification is reduced to half. In the same month, the period for submitting an application for family reunification for refugees (without any further requirements), was reduced from one year to six months.

With a view to combatting forced marriages, as of January 2017, a marriage can be valid only when both parties are at least 24 years old, unless it is clear that

the marriage or cohabiting relationship has been entered into voluntarily.

2.4. MANAGING MIGRATION AND MOBILITY²

Norway first reintroduced temporary control at internal borders 26 November 2015, and has since prolonged the application of controls at its internal borders throughout the whole of 2017, pursuant to the Schengen Borders Code.³ The reorganization of the procedure for visa applications in consulates is a new system that enables applicants to lodge their applications with an appointed locally-based external service provider. The service provider then forwards the application and the required documentation to the relevant visa hub that makes the final decision on the application.

3. International Protection including Asylum

In 2017, temporary amendments introduced in the Norwegian Immigration Act back in 2015, were made permanent. The most important amendments include:

- ★ Dismissal of asylum applications from foreigners who have stayed in a safe third country;
- ★ Refusal to examine an asylum application on its merits, when lodged by an asylum seeker who has stayed in a third country where s/he was not persecuted before coming to Norway;
- ★ Authorising the use of coercive measures by the police in order to maintain public order, prevent absconding and ensure fast and efficient return procedures.

¹ by NOK 50 000 (EUR 5169.60) , to about NOK 255 000 (EUR 23263.18) a year

² "Managing migration and mobility" refers to the following themes: visa policy, Schengen governance and border monitoring.

³ Articles 25 and 27 Schengen Borders Code

As regards **relocation**, Norway fully met its voluntary commitment to relocate 1,500 asylum seekers from Italy and Greece by October 2017.

As for **resettlement of refugees from third countries**, the Norwegian Resettlement Quota consisted of 3,120 places in 2017; most places were allocated to Syrian refugees living in Lebanon and Turkey.

4. Unaccompanied Minors and other Vulnerable Groups

2017 saw a great increase in temporary residence permits granted to minor asylum seekers who did not meet the conditions for obtaining refugee status or a permit on humanitarian grounds, but who would be without appropriate care in case of a return to the country of origin.

In March 2017, the Ministry also provided guidelines to the Directorate of Immigration (UDI) and the Immigration Appeals Board (UNE) to be more flexible with regard to the return of minors who may be granted a temporary permit until the age of 18. More specifically, the Norwegian authorities can *only* return an unaccompanied minor if there is a parent, a responsible care-giver or a representative of an approved local care institution who may receive them on arrival at the airport.⁴

5. Integration.

- ★ In order to promote the integration of refugees and other immigrants in the labour market and in community life in Norway, the following measures were adopted in 2017: The adoption of a new 'Action Plan to Combat Negative Social Control, Forced Marriage and Female Genital Mutilation (2017-2020)', which includes 28 operational measures and builds upon previous measures and action plans;
- ★ The adoption of a new, comprehensive 'Equality and Anti-Discrimination Act', that replaces the current anti-discrimination legislation (entering into force in 2018) and establishes a new Anti-Discrimination Tribunal;
- ★ The introduction of a language skills requirement in Norwegian as well as a social studies' test for all people (aged 18 to 67 years) applying for Norwegian citizenship;
- ★ The general requirement to have completed language classes in Norwegian (or Sami) to be

able to acquire Norwegian citizenship now includes persons 55 to 67 years of age.

6. Irregular Migration

6.1. THE FIGHT AGAINST FACILITATION OF IRREGULAR MIGRATION

In 2017, the Police authority was reorganised under a centralised structure to improve all procedures related to border control. Moreover, the GTK-system (Grense- og territorial kontroll - system) (Norwegian national uniform interface (NUI) also called ICT-application for border and territory control) was introduced as a tool to enhance effectiveness and security at the borders.

- ★ In 2017, the National Competence Centre for Border Control **delivered 197 trainings** on fraudulent documents and impostors.

7. Return

The policy decision to make migration and return an integral and central parts of Norwegian foreign relations and international development aid is now well established. To this end, the Ministry of Justice and Public Security and the Ministry of Foreign Affairs held bilateral consultations on migration and return with several relevant countries of origin during the year.

8. Actions against Trafficking in Human Beings

No relevant changes were reported in 2017.

9. Maximising Development Impact of Migration and Mobility

In September 2017, the Ministry of Foreign Affairs published a **Strategic Framework for Norway's engagement in Conflict Prevention, Stabilisation and Resilience Building**.⁵ The aim of this strategic framework is to strengthen the overall engagement in fragile countries affected by conflict and provide guidance for development aid through an integrated and holistic approach.

STATISTICAL ANNEX

The Statistical Annex provides an overview of the latest available statistics for Norway on aspects of migration and asylum (2014-2017), including residence, asylum, unaccompanied minors, irregular migration, return and visas. Where statistics are not yet available, this is indicated in the Annex as "N/A".

⁴ cf. Immigration Act § 90, sentence 8

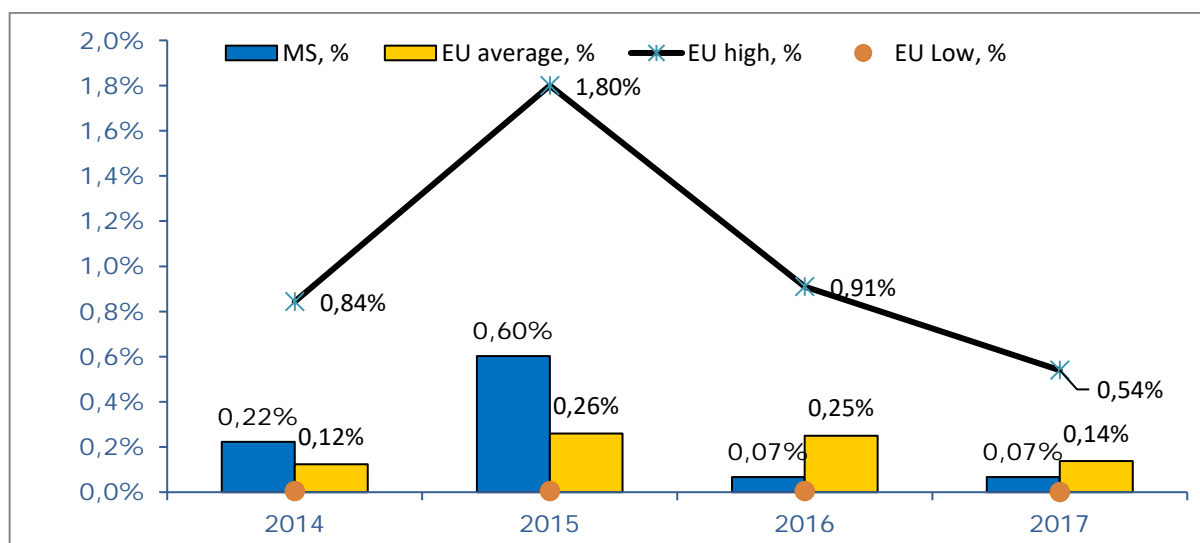
⁵ Only available in Norwegian:

https://www.regjeringen.no/no/dokumenter/saarbare_stater/id2563780/

Statistical Annex: Migration and Asylum in Norway (2014-2017)

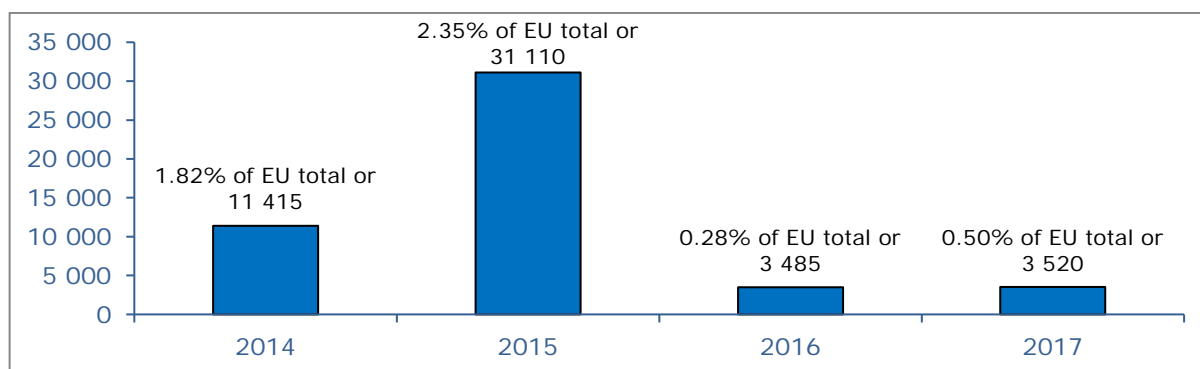
1. INTERNATIONAL PROTECTION AND ASYLUM

Figure 1: Asylum applications as a share of the total population in Norway, EU average and EU high and low (2014-2017)



Source: Eurostat migration statistics ([migr_asyappctza](#)), data extracted 30.03.18

Figure 2: Number of asylum applications and as a share of the total number of applications in the EU (2014-2017)



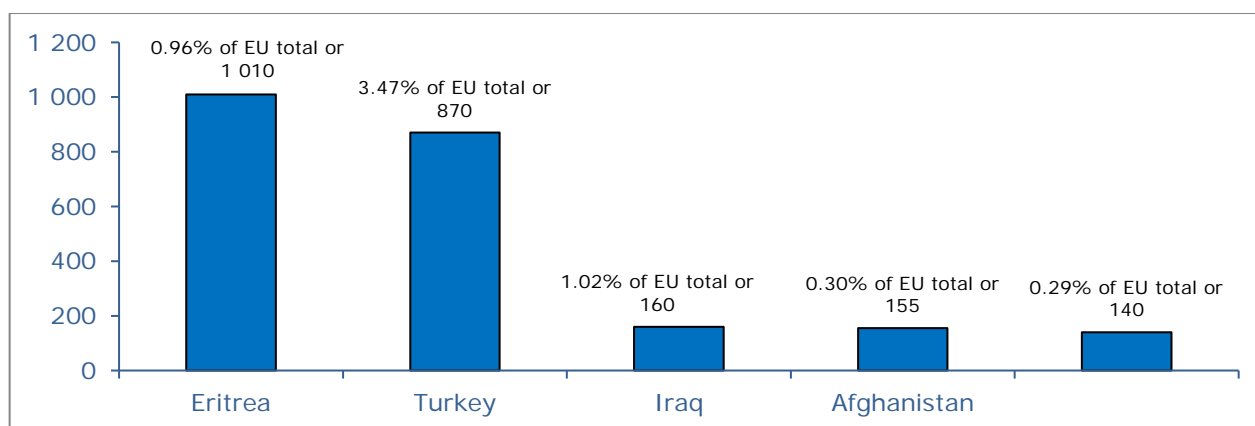
Source: Eurostat migration statistics ([migr_asyappctza](#)), data extracted 30.03.18

Table 1: Asylum applications: Top five third-country nationalities (2014-2017)

2014			2015			2016			2017		
Nationality	Nr	% of total	Nationality	Nr	% of total	Nationality	Nr	% of total	Nationality	Nr	% of total
Eritrea	2,880	25%	Syria	10,565	34%	Eritrea	590	17%	Syria	1,010	29%
Syria	2,000	18%	Afghanistan	6,980	22%	Syria	560	16%	Eritrea	870	25%
Somalia	835	7%	Iraq	3,000	10%	Afghanistan	390	11%	Turkey	160	5%
Sudan	805	7%	Eritrea	2,950	9%	Iraq	215	6%	Iraq	155	4%
Stateless	800	7%	Iran	1,340	4%	Ethiopia	165	5%	Afghanistan	165	5%

Source: Eurostat migration statistics ([migr_asyappctza](#)), data extracted 30.03.18

Figure 3: Asylum applications: Top five third-country nationalities as a share of EU total per given nationality (2017)



Source: Eurostat migration statistics ([migr_asyappctza](#)), data extracted 30.03.18

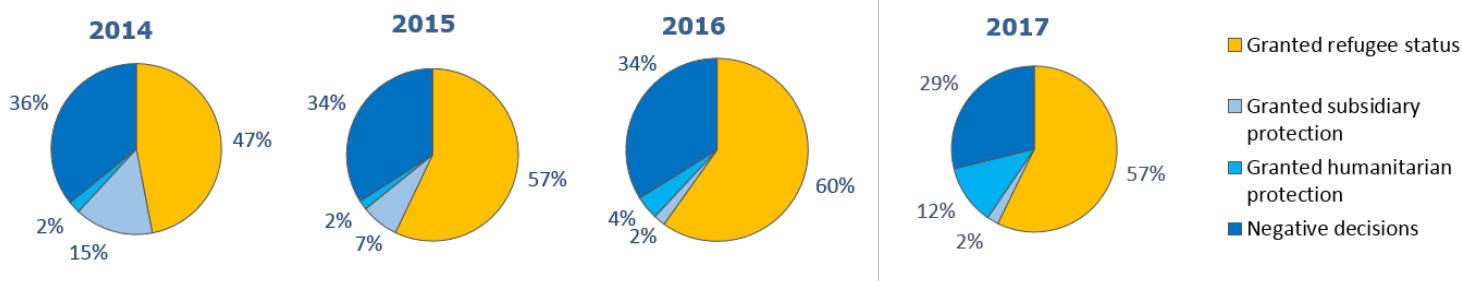
Note: the figure reads as: Norway received 1,010 asylum applications from Eritrea or 0.96% of all asylum applications launched by Eritrea in EU in 2017.

Table 2: Asylum applications - First instance decisions by outcome (2014-2017)

	Total decisions	Positive decisions	Of which:		Humanitarian reasons	Negative decisions
			Refugee status	Subsidiary protection		
2014	7,640	4,905	3,590	1,140	175	2,735
2015	9,475	6,250	5,410	675	165	3,225
2016	19,130	12,775	11,565	400	810	6,535
2017	6,700	4,770	3,835	150	780	1,930

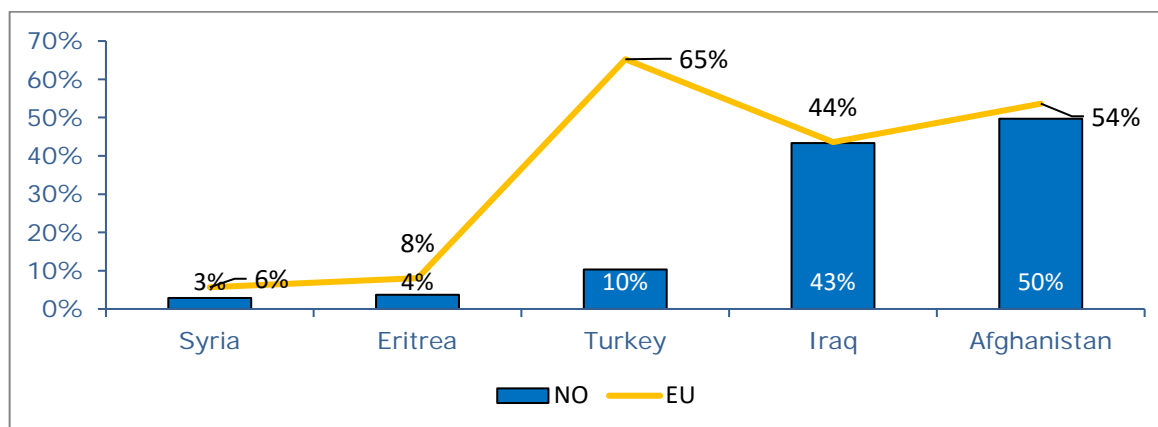
Source: Eurostat migration statistics ([migr_asydcfstz](#)), data extracted 30.03.18

Figures 4-7: Asylum applications - First instance decisions by outcome (2014-2017)



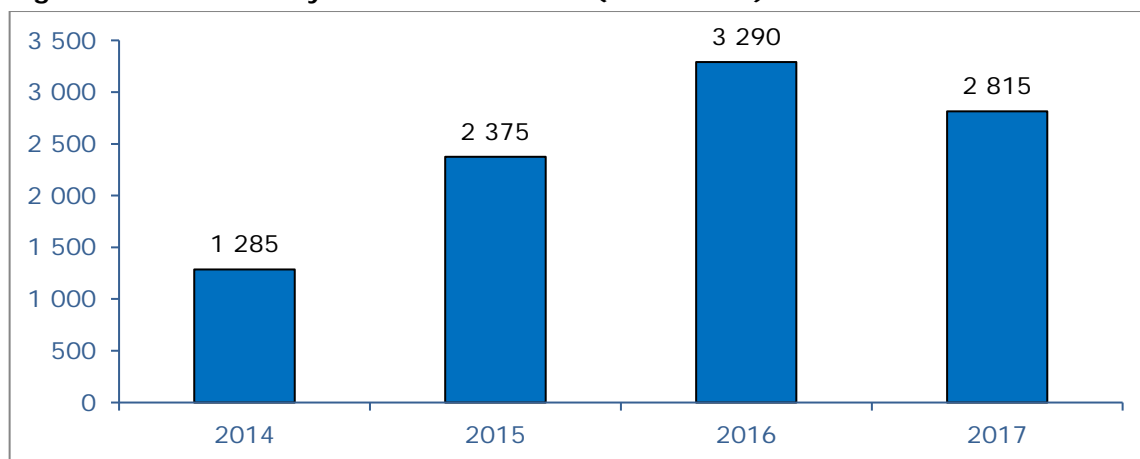
Source: Eurostat migration statistics ([migr_asydcfstz](#)), data extracted 30.03.18

Figure 8: Negative decision rate for the top five nationalities of applicants at the first instance in comparison with EU for the same given nationality (2017)



Source: Eurostat migration statistics ([migr_asydcfstz](#)), data extracted 30.03.18

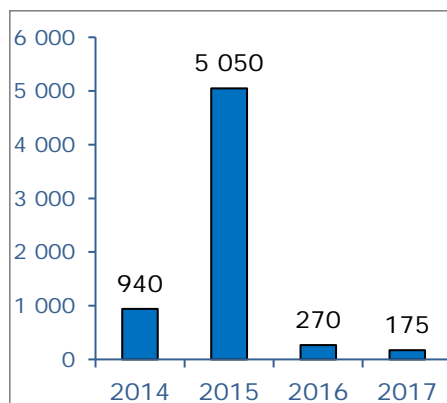
Figure 9: Third-country nationals resettled (2014-2017)



Source: Eurostat migration statistics ([migr_asyresa](#)), data extracted 02.05.18

2. UNACCOMPANIED MINORS

Figure 10: Unaccompanied minors applying for asylum (2014-2017)



Source: Eurostat Asylum applicants considered to be unaccompanied minors by citizenship, age and sex Annual data (rounded) ([migr_asyunaa](#)), data extracted 04.04.18; EMN NCPs

Table 3: Unaccompanied minors (2014-2017)

	2014	2015	2016	2017
Unaccompanied minors (total)	N/A	N/A		
Unaccompanied minor asylum applicants	940	5,050	270	175

3. LEGAL MIGRATION AND MOBILITY

Figure 11: First residence permits, by reason (2014-2017)

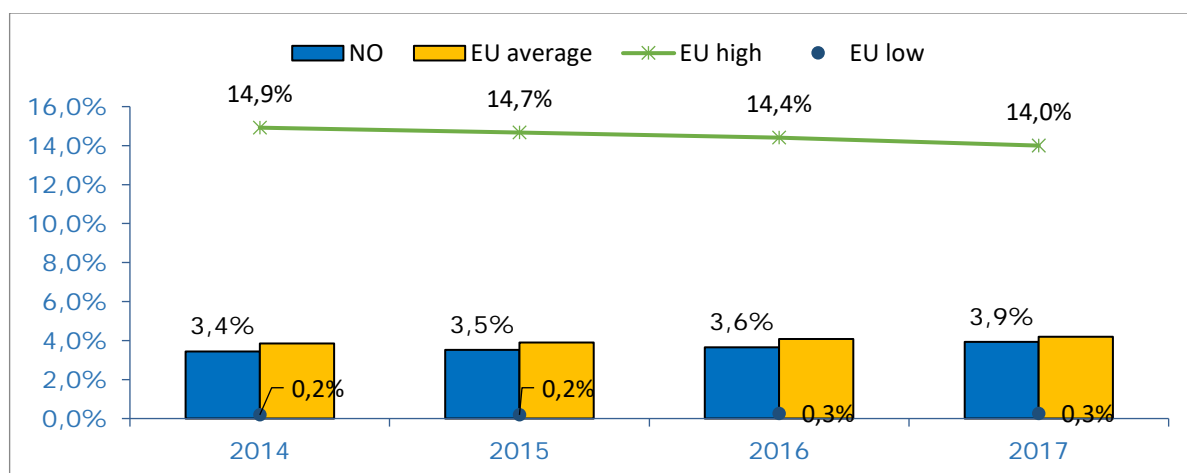
Source: Eurostat ([migr_resfirst](#)), data extracted 06/07/2016; EMN NCPs

Table 4: First residence permits: Top five third-country nationalities (2014-2016)

Source: Eurostat migration statistics ([migr_resfirst](#)), data extracted 04.07.17

(this information first available July 2018)

Figure 12: Resident population of third-country nationals as a share of total population in Norway, EU average, EU high and low (2014-2017)



Source: Eurostat migration statistics ([migr_pop1ctz](#)), data extracted 30.03.18

4. IRREGULAR MIGRATION AND RETURN

Table 5: Number of third-country nationals refused entry at external borders (2014-2017)

Third country nationals:	2014	2015	2016	2017
Refused entry at external borders	250	465	525	385
Found to be illegally present	3,720	5,455	5,330	3,850
Ordered to leave	13,305	13,705	15,380	9,795
Returned following an order to leave	5,365	5,450	5,940	3,605

Source: Eurostat migration statistics ([migr_eirfs](#))([migr_eipre](#))([migr_eiord](#)),([migr_eirtn](#)) data extracted 02.05.18

Table 6: Third-country nationals returned (2014-2017)

(this information first available July 2018)

Source: EMN NCPs

5. SECURING EUROPE'S EXTERNAL BORDERS

Table 7: Number of Schengen visas applications (2014-2017)

	2014	2015	2016	2017
Uniform visas (short-stay visas)	179 550	185 557	188 737	196 082

Source: DG Migration and Home – Complete statistics on short-stay visas issued by the Schengen States

Figure 13: Uniform visa applications received in MS as a share of the total number of uniform visa applications in all Schengen states consulates (2014-2017)

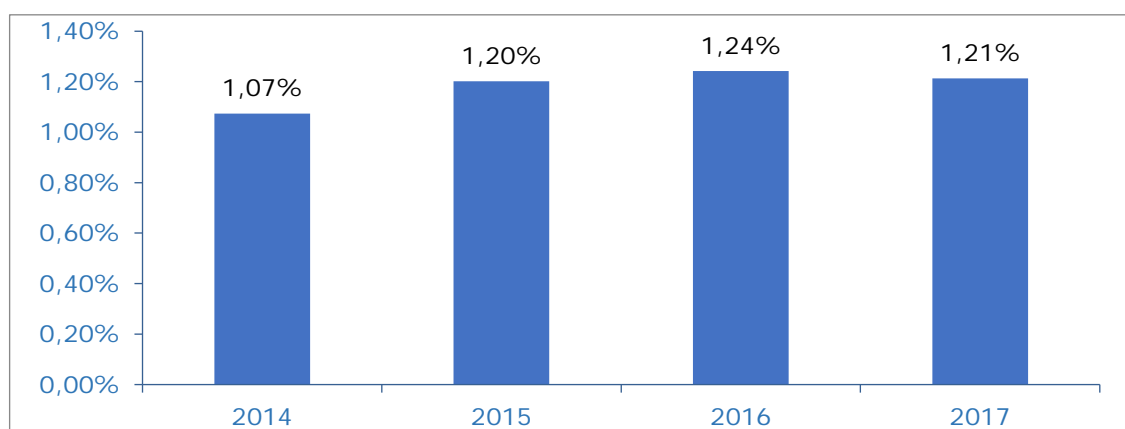


Table 8: Top five countries in which the highest number of visa applications for MS was lodged (2014-2017)

2014		2015		2016		2017	
Country	Number	Country	Number	Country	Number	Country	Number
China	50231	China	58583	China	103856	China	80221
Russian Federation	46894	Turkey	57938	Russian Federation	42387	Russian Federation	24160
Philippines	15685	Russian Federation	51877	Thailand	12707	India	14370
Thailand	9721	India	44717	Philippines	12664	Philippines	14159
India	8994	Indonesia	31432	India	12497	Thailand	12415

Source: DG Migration and Home affairs