




VALG

INFORMATION

English | Engelsk

Norwegian parliamentary election 2017

Important information for voters



Election Day is 11 September. Remember to bring ID!

VALGdirektoratet

Norwegian parliamentary election 2017

Norway's national assembly, or parliament, is called the Storting. Its 169 representatives are elected by the people of Norway for four years at a time. These representatives represent the population of all 19 counties. The Storting's most important tasks are passing laws, passing the national budget and supervising the work of the government.

Help to decide who will represent you in the Storting for the next four years.

Use your vote!

This brochure will provide you with information about what to do.

Election Day is Monday, 11 September 2017.

Many municipalities are also holding elections on Sunday, 10 September. Your municipality will tell you whether there are elections on both days, or on just one.

Remember to bring ID when you vote!

In accordance with the Norwegian Representation of the People Act, the polling officers may require any voter that they do not recognise to provide proof of identity. A passport, driving licence or bank card with cardholder's photo are all acceptable as **proof of identity**, but you can also use other types of ID. The proof of identity must show the voter's name, date of birth and picture.

If you are currently residing in an institution, such as a nursing home, hospital or prison, you can get an employee of the institution to confirm your identity.

Each voter will be sent a polling card

This card will provide you with information about where and when you can vote on Election Day. You do not need to bring your polling card with you when you vote, but it may save you time. The polling card is *not* valid proof of identity.

Who can vote?

Only Norwegian citizens who are over the age of 18 (or who will turn 18 during election year) have the right to vote in the parliamentary election. Each voter must be registered, or have been registered, as resident in Norway.

Where and when can you vote?

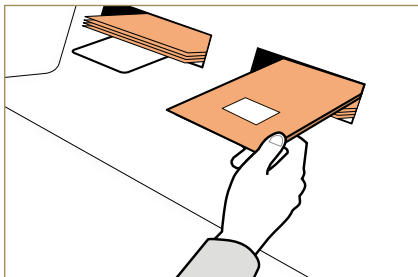
On Election Day you must vote in the municipality in which you were registered as resident as of 30 June 2017. You can vote at any polling station in the municipality. See the illustrations on the next page showing how to vote on Election Day.

You can vote in advance from 1 July to 8 September in any municipality.

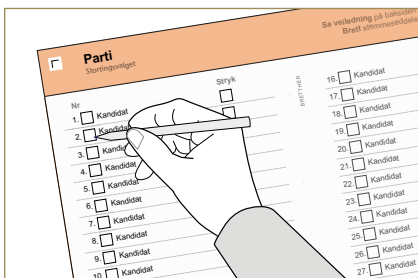
If you vote in a municipality outside the county in which you are resident, you will be provided with a ballot paper printed with the names of the registered political parties but no candidate names. You must then put a cross by (or write in) the name of the party/group for which you wish to vote. Alternatively, you can obtain a ballot paper from your county yourself and use that if you wish to make changes to the order of the candidates.

If you are ill or disabled, you can apply to the municipality to be able to vote in advance at home. The municipality will let you know where and when you can vote.

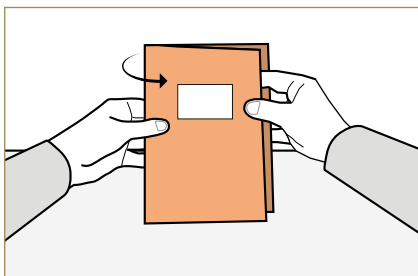
How to vote on Election Day



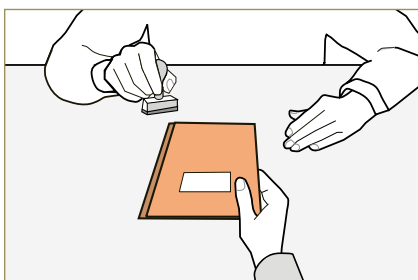
1) Take the ballot paper you want to use.




2) Make any changes you wish to the ballot paper (see the instructions on the next page).



3) Fold the ballot paper in such a way as to conceal the party name, but keeping the space for the stamp still visible. In this way, no one can see how you are voting. The ballot paper should not be placed in any sort of envelope or cover.



4) Approach a polling officer and get your ballot paper stamped on the outside. Your ballot paper must be stamped in order to be valid!



5) Place the stamped ballot paper in the ballot box.

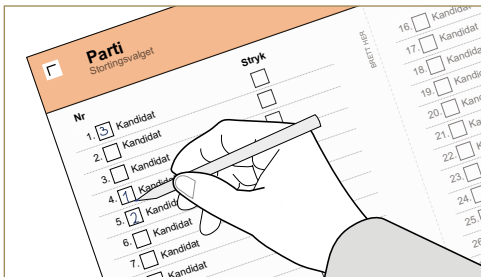
How to make changes on the ballot paper

It is up to you to decide whether to change the ballot paper. If you do not make changes, you will be voting for the candidates in the order they appear on the ballot paper.

In order for the changes you make on the ballot paper to have any effect in the election, changes next to the same candidate name must have been made by more than half of the voters in the county who have voted for that party/group.


Information about how to make changes also appears on the ballot paper.

How to make changes on the ballot paper:



Changing the order of the candidates

Enter a (new) number in the box to the **left** of the name(s) of the candidate(s) so that you indicate your preferred order of the candidates.



Deleting candidates

Make a mark (cross, tick or similar) in the box to the **right** of the name(s) of the candidate(s) you wish to delete.

Who will be elected?

Each county has been allocated a fixed number of representative seats in the Storting (parliament). Once the votes have been counted, these seats will be allocated to the parties/groups in the county. Then it will be possible to find out which candidates have received seats in the parliament. Once the county has done this, the election result from the county is sent to the national electoral committee, who calculate which candidates will receive the levelling seats (19 seats allocated in order for the parties' representations in the Storting to be more proportionate to the number of votes they received). In each county, one candidate will receive a levelling seat. In total 169 representatives will be elected to the Storting.

More information is available on www.valg.no

Published in 2017 by the Norwegian Directorate of Elections

This publication is available in Norwegian (bokmål and nynorsk versions), Sami and ten foreign languages.

For more information about the election, please see www.valg.no