



































	Country	Total Contributions 2006-16 (US\$)
1	 United Kingdom	855,205,240
2	 Sweden	665,864,678
3	 Norway	617,301,857
4	 Netherlands	613,527,000
5	 Canada	289,126,721
6	 Germany	213,826,889
7	 Spain	194,150,910
8	 Ireland	165,238,817
9	 Denmark	158,888,557
10	 Australia	124,808,980
11	 Belgium	120,127,760
12	 Finland	80,464,750
13	 Switzerland	70,480,539
14	 Luxembourg	53,940,113
15	 United States of America	47,000,000
16	 Republic of Korea	34,000,000
17	 Japan	24,349,719
18	 New Zealand	15,518,475
19	 Italy	13,340,171
20	 Russian Federation	11,500,000
21	 Qatar	10,650,000
22	 France	6,963,116
23	 India	6,000,000
24	 China	5,500,000
25	 Kuwait	5,009,600
26	 Brazil	3,399,985
27	 Austria	3,227,485
28	 Turkey	2,899,630
29	 Poland	2,866,086

30		Liechtenstein	2,466,430
31		South Africa	2,400,265
32		United Arab Emirates	2,370,000
33		Mexico	2,200,000
34		Portugal	2,153,874
35		Iceland	2,099,861
36		Greece	1,950,000
37		Indonesia	1,700,000
38		Czech Republic	1,206,755
39		Estonia	1,003,754
40		Monaco	922,843
41		Saudi Arabia	800,000
42		Romania	747,234
43		Malaysia	550,000
44		Colombia	535,000
45		Ukraine	503,310
46		Chile	360,000
47		Argentina	351,394
48		Kazakhstan	344,909
49		Slovenia	329,921
50		Andorra	312,951
51		Singapore	280,000
52		San Marino	221,674
53		Hungary	212,233
54		Central African Republic	197,239
55		Trinidad and Tobago	140,000
56		Thailand	140,000
57		Pakistan	134,138
58		Israel	120,000
59		Croatia	108,000
60		Nigeria	102,304

61		Cyprus	101,380
62		Brunei Darussalam	100,000
63		Mali	100,000
64		Azerbaijan	99,820
65		Egypt	90,000
66		Latvia	81,700
67		Myanmar	80,000
68		Sri Lanka	79,982
69		Viet Nam	70,000
70		Ecuador	65,000
71		Peru	63,841
72		Albania	60,500
73		Lithuania	52,500
74		Bahamas	50,000
75		Armenia	50,000
76		Philippines	50,000
77		Algeria	50,000
78		Sovereign Military Order of Malta*	35,000
79		Morocco	35,000
80		Bulgaria	34,966
81		Oman	30,000
82		Ghana	30,000
83		Montenegro	27,475
84		Antigua and Barbuda	25,000
85		Bangladesh	25,000
86		Republic of Moldova	23,000
87		Mongolia	20,000
88		Holy See*	20,000
89		Guyana	15,842
90		Syrian Arab Republic	15,000
91		Serbia	14,000

92		Slovakia	10,000
93		Mozambique	10,000
94		Guatemala	10,000
95		Jamaica	10,000
96		Grenada	10,000
97		Malta	10,000
98		Uruguay	10,000
99		Kenya	9,895
100		Costa Rica	9,643
101		Bhutan	8,960
102		Djibouti	8,000
103		The former Yugoslav Republic of Macedonia	7,000
104		Lebanon	6,000
105		Lao People's Democratic Republic	6,000
106		Afghanistan	5,500
107		Panama	5,000
108		Tunisia	5,000
109		Botswana	5,000
110		Bosnia and Herzegovina	5,000
111		Côte d'Ivoire	5,000
112		Venezuela	5,000
113		Namibia	5,000
114		Tajikistan	4,000
115		Maldives	3,000
116		Republic of Congo	2,256
117		Georgia	2,000
118		Samoa	2,000
119		El Salvador	2,000
120		Madagascar	2,000
121		Benin	1,500
122		Saint Lucia	1,500

123		Haiti	1,480
124		Timor-Leste	1,200
125		Tuvalu	1,000
		International Organizations, Regional and Local authorities	3,794,603
		Private sector and civil society	6,864,596
Subtotal			4,454,585,306
